

PX INDEX

ISIN: XC0009698371 WKN: -

Overview

2024/04/26 16:35:00

Price

1,543.38 CZKDifference  -0.98% (-15.24)

General attributes

ISIN XC0009698371

Symbol -

Country Czechia

Instruments in index 11

Type of index Price Index

Security type Index

Market data

Open 1,558.62 CZK

High 1,560.90 CZK






Low 1,539.66 CZK

Close (prev. day) 1,558.62 CZK

Trading volume (m) -

Volume (pcs) -

Top 5

Name 	Price	+ - (%)	Trend 
PRIMOCO UA...	900.00	+1.69	
PHILIP MOR...	15,960.00	+1.01	
CEZ AS	854.50	+0.65	
KOFOLA CES...	272.00	+0.37	
ERSTE GROU...	43.97	+0.22	

Intraday **1W** 1M 6m 1Y 3Y

Flop 5

Name 	Price	+ - (%) 	Trend 
MONETA MON...	97.00	-6.19	
VIENNA INS...	29.15	-2.02	
GEVORKYAN ...	252.00	-0.79	

Intraday **1W** 1M 6m 1Y 3Y

5Y



Information about previous performance does not guarantee future performance.

Source: FactSet

Recent research

on market		
Date	Headline	Download
2024/04/26	 Akciové trhy - denní zpráva	
2024/04/26	 CZ Ranní restart	
2024/04/25	 Akciové trhy - denní zpráva	
2024/04/25	 Ranní restart	
2024/04/24	 Akciové trhy - denní zpráva	

Futures and Options

Related Futures -

Related Options -

Details

2024/04/26 16:35:00

Price

1,543.38 CZKDifference  -0.98% (-15.24)

General attributes

ISIN XC0009698371

Symbol -

Country Czechia

Security type Index

Instruments in index 11

Market data

Open 1,558.62 CZK

High 1,560.90 CZK

Low 1,539.66 CZK

Close (prev. day) 1,558.62 CZK

Trading volume (m) -

Volume (pcs) -

Performance and Risk

	6m	1Y	3Y
Perf (%)	+14.68%	+9.51%	+40.92%
Perf (abs.)	+197.57	+134.01	+448.18
Beta	-	-	-
Volatility	8.15	9.20	14.76

1,500.00
1,375.00
1,250.00
1,125.00
1,000.00
875.00
750.00





5Y

Information about previous performance does not guarantee future performance.
Source: FactSet

Price data

Ø price 5 days Ø volume 5 days (pcs.)	1,557.51 CZK (0)
Ø price 30 days Ø volume 30 days (pcs.)	1,526.55 CZK (0)
Ø price 100 days Ø volume 100 days (pcs.)	1,468.48 CZK (0)
Ø price 250 days Ø volume 250 days (pcs.)	1,393.11 CZK (0)
YTD High date	1,571.57 CZK (2024/04/24)
YTD Low date	1,414.06 CZK (2024/01/02)
52 Weeks High date	1,571.57 CZK (2024/04/24)
52 Weeks Low date	1,255.95 CZK (2023/06/29)

Composition

Name  ISIN	Price	Diff %  Diff +/-	Performance 	Date Time	Turnover Pc.  Turnover Money 
CEZ AS CZ0005112300	854.50	0.65% 5.50		24/04/26 16:15:20	60,478 51,485,066.00
COLT CZ GROUP SE CZK0.10 CZ0009008942	635.00	0.16% 1.00		24/04/26 16:15:00	3,699 2,348,177.00
ERSTE GROUP BANK AG AT0000652011	1,116.00	0.22% 2.50		24/04/26 16:20:22	47,046 52,611,076.00
GEVORKYAN A.S. NPV SK1000025322	252.00	-0.79% -2.00		24/04/26 14:28:36	160 40,440.00
KOFOLA CESKOSLOVENSKO AS ... CZ0009000121	272.00	0.37% 1.00		24/04/26 16:15:06	6,756 1,837,331.00
KOMERCNI BANKA CZ0008019106	862.00	0.06% 0.50		24/04/26 16:15:30	139,640 120,551,522.50
MONETA MONEY BANK A.S. CZ0008040318	97.00	-6.19% -6.40		24/04/26 16:21:21	1,020,859 99,059,912.10
PHILIP MORRIS(CZ) CZK1000 CS0008418869	15,960.00	1.01% 160.00		24/04/26 16:15:15	280 4,451,080.00
PHOTON ENERGY NV NL0010391108	44.40	0.00% 0.00		24/04/26 15:36:39	6,043 269,365.00
PRIMOCO UAV SE CZK1 CZ0005135970	900.00	1.69% 15.00		24/04/26 15:35:04	894 802,900.00
VIENNA INSURANCE GROUP AT0000908504	728.00	-2.02% -15.00		24/04/26 16:15:28	1,999 1,464,191.00