

PX INDEX

ISIN: XC0009698371 WKN: -

Overview

2024/05/10 16:35:00

Price

1,550.16 CZKDifference  -0.09% (-1.43)

General attributes

ISIN XC0009698371

Symbol -

Country Czechia

Instruments in index 11

Type of index Price Index

Security type Index

Market data

Open 1,547.28 CZK

High 1,561.50 CZK

Low 1,545.13 CZK

Close (prev. day) 1,551.59 CZK

Trading volume (m) -







Volume (pcs) -

Top 5

Name 	Price	+ - (%)	Trend 
GEVORKYAN ...	258.00	+2.38	
VIENNA INS...	30.50	+1.21	
PHOTON ENE...	43.85	+1.04	
PHILIP MOR...	14,840.00	+0.82	
KOFOLA CES...	275.00	+0.73	

Intraday **1W** 1M 6m 1Y 3Y

Flop 5

Name 	Price	+ - (%)	Trend 
CEZ AS	902.50	-1.15	
MONETA MON...	97.20	-0.72	
PRIMOCO UA...	855.00	-0.58	
KOMERCNI B...	796.50	-0.19	

5Y



Information about previous performance does not guarantee future performance.

Source: FactSet

Recent research

on market		
Date	Headline	Download
2024/05/10	 Akciové trhy - Denní zpráva	
2024/05/10	 EU News Monthly May 2024	
2024/05/10	 CZ Ranní restart	
2024/05/09	 Nečekaně silný růst maloobchodních tržeb	
2024/05/09	 Akciové trhy - denní zpráva	

Intraday	1W	1M	6m	1Y	3Y
----------	----	----	----	----	----

Futures and Options

Related Futures -

Related Options -

Details

2024/05/10 16:35:00

Price

1,550.16 CZKDifference  -0.09% (-1.43)

General attributes

ISIN XC0009698371

Symbol -

Country Czechia

Security type Index

Instruments in index 11

Market data

Open 1,547.28 CZK

High 1,561.50 CZK

Low 1,545.13 CZK

Close (prev. day) 1,551.59 CZK

Trading volume (m) -

Volume (pcs) -

Performance and Risk

	6m	1Y	3Y
Perf (%)	+13.56%	+11.52%	+39.41%
Perf (abs.)	+185.13	+160.17	+438.24
Beta	-	-	-
Volatility	8.91	9.16	14.83



5Y



Information about previous performance does not guarantee future performance.

Source: FactSet

Price data

Ø price 5 days Ø volume 5 days (pcs.)	1,540.08 CZK (0)
Ø price 30 days Ø volume 30 days (pcs.)	1,541.30 CZK (0)
Ø price 100 days Ø volume 100 days (pcs.)	1,479.69 CZK (0)
Ø price 250 days Ø volume 250 days (pcs.)	1,398.21 CZK (0)
YTD High date	1,571.57 CZK (2024/04/24)
YTD Low date	1,414.06 CZK (2024/01/02)
52 Weeks High date	1,571.57 CZK (2024/04/24)
52 Weeks Low date	1,255.95 CZK (2023/06/29)

Composition

Name  ISIN	Price	Diff %  Diff +/-	Performance 	Date Time	Turnover Pc.  Turnover Money 
CEZ AS CZ0005112300	902.50	-1.15% -10.50		24/05/10 16:16:14	253,223 231,073,566.50
COLT CZ GROUP SE CZK0.10 CZ0009008942	684.00	0.00% 0.00		24/05/10 16:15:13	4,686 3,209,582.00
ERSTE GROUP BANK AG AT0000652011	1,134.50	0.31% 3.50		24/05/10 16:18:08	59,687 67,770,826.50
GEVORKYAN A.S. NPV SK1000025322	258.00	2.38% 6.00	█	24/05/10 10:23:25	520 134,960.00
KOFOLO CESKOSLOVENSKO AS ... CZ0009000121	275.00	0.73% 2.00	█	24/05/10 16:15:12	7,317 2,013,525.00
KOMERCNI BANKA CZ0008019106	796.50	-0.19% -1.50		24/05/10 16:20:11	149,920 119,183,476.50
MONETA MONEY BANK A.S. CZ0008040318	97.20	-0.72% -0.70		24/05/10 16:15:05	303,804 29,718,411.70
PHILIP MORRIS(CZ) CZK1000 CS0008418869	14,840.00	0.82% 120.00	█	24/05/10 16:17:06	797 11,866,240.00
PHOTON ENERGY NV NL0010391108	43.85	1.04% 0.45	█	24/05/10 16:08:29	23,107 1,002,103.55
PRIMOCO UAV SE CZK1 CZ0005135970	855.00	-0.58% -5.00		24/05/10 16:15:05	3,929 3,323,880.00
VIENNA INSURANCE GROUP AT0000908504	755.00	1.21% 9.00	█	24/05/10 15:45:18	12,407 9,371,342.00