

## PX INDEX

ISIN: **XC0009698371** WKN: -

## Overview

2024/05/13 09:45:13

Price

**1,555.65** CZKDifference  0.35% (5.49)

## General attributes

ISIN XC0009698371

Symbol -

Country Czechia

Instruments in index 11

Type of index Price Index

Security type Index

## Market data

Open 1,550.33 CZK

High 1,555.65 CZK








Low 1,549.75 CZK

Close (prev. day) 1,550.16 CZK

Trading volume (m) -

Volume (pcs) -

## Top 5

Name 	Price	+ - (%)	Trend 
CEZ AS	912.50	+1.11	
MONETA MON...	98.00	+0.82	
PRIMOCO UA...	860.00	+0.58	
PHILIP MOR... GR...	14,920.00	+0.54	
COLT CZ	685.00	+0.15	

Intraday **1W** 1M 6m 1Y 3Y

## Flop 5

Name 	Price	+ - (%) 	Trend 
PHOTON ENE...	43.45	-0.91	
KOMERCNI B...	795.00	-0.19	
VIENNA INS...	30.50	-0.13	

Intraday **1W** 1M 6m 1Y 3Y











5Y



Information about previous performance does not guarantee future performance.

Source: FactSet

## Recent research

on market		
Date	Headline	Download
2024/05/13	 Ranní restart	
2024/05/13	 Will Romanian central bank begin monetary easing?	
2024/05/10	 Akciové trhy - Denní zpráva	
2024/05/10	 EU News Monthly May 2024	
2024/05/10	 CZ Ranní restart	

**Futures and Options**

**Related Futures** -

**Related Options** -

## Details

2024/05/13 09:45:13

Price

**1,555.65** CZK

Difference



0.35% (5.49)

## General attributes

ISIN XC0009698371

Symbol -

Country Czechia

Security type Index

Instruments in index 11

## Market data

Open 1,550.33 CZK

High 1,555.65 CZK

Low 1,549.75 CZK

Close (prev. day) 1,550.16 CZK

Trading volume (m) -

Volume (pcs) -

## Performance and Risk

	6m	1Y	3Y
Perf (%)	+13.56%	+11.52%	+39.41%
Perf (abs.)	+185.13	+160.17	+438.24
Beta	-	-	-
Volatility	8.91	9.16	14.83



5Y



Information about previous performance does not guarantee future performance.

Source: FactSet

## Price data

Ø price 5 days   Ø volume 5 days (pcs.)	1,540.08 CZK (0)
Ø price 30 days   Ø volume 30 days (pcs.)	1,541.30 CZK (0)
Ø price 100 days   Ø volume 100 days (pcs.)	1,479.69 CZK (0)
Ø price 250 days   Ø volume 250 days (pcs.)	1,398.21 CZK (0)
YTD High   date	1,571.57 CZK (2024/04/24)
YTD Low   date	1,414.06 CZK (2024/01/02)
52 Weeks High   date	1,571.57 CZK (2024/04/24)
52 Weeks Low   date	1,255.95 CZK (2023/06/29)

## Composition

Name  ISIN	Price	Diff %  Diff +/-	Performance 	Date Time	Turnover Pc.  Turnover Money 
CEZ AS CZ0005112300	912.50	1.11% 10.00		24/05/13 09:44:59	23,692 21,483,578.50
COLT CZ GROUP SE CZK0.10 CZ0009008942	685.00	0.15% 1.00		24/05/13 09:38:53	2,507 1,723,099.00
ERSTE GROUP BANK AG AT0000652011	1,136.00	0.13% 1.50		24/05/13 09:42:34	989 1,124,689.50
GEVORKYAN A.S. NPV SK1000025322	258.00	0.00% 0.00		24/05/13 09:43:59	17 4,386.00
KOFOLA CESKOSLOVENSKO AS ... CZ0009000121	275.00	0.00% 0.00		24/05/13 09:41:29	851 235,527.00
KOMERCNI BANKA CZ0008019106	795.00	-0.19% -1.50		24/05/13 09:45:13	6,453 5,134,841.50
MONETA MONEY BANK A.S. CZ0008040318	98.00	0.82% 0.80		24/05/13 09:44:49	4,568 446,680.70
PHILIP MORRIS(CZ) CZK1000 CS0008418869	14,920.00	0.54% 80.00		24/05/13 09:28:33	74 1,101,480.00
PHOTON ENERGY NV NL0010391108	43.45	-0.91% -0.40		24/05/13 09:13:31	1,520 65,486.15
PRIMOCO UAV SE CZK1 CZ0005135970	860.00	0.58% 5.00		24/05/13 09:35:23	77 66,220.00
VIENNA INSURANCE GROUP AT0000908504	754.00	-0.13% -1.00		24/05/13 09:25:24	119 89,486.00