

PX INDEX

ISIN: XC0009698371 WKN: -

Overview

2024/05/14 12:19:51

Price

1,551.80 CZKDifference  -0.41% (-6.38)

General attributes

ISIN XC0009698371

Symbol -

Country Czechia

Instruments in index 11

Type of index Price Index

Security type Index

Market data

Open 1,558.86 CZK

High 1,565.08 CZK

Low 1,549.99 CZK

Close (prev. day) 1,558.18 CZK

Trading volume (m) -

Volume (pcs) -

Top 5

Name 	Price	+ - (%) 	Trend 
PHOTON ENE...	44.00	+1.97	
MONETA MON...	98.10	+0.62	
KOFOLA CES...	277.00	+0.36	
COLT CZ GR...	683.00	+0.15	

Intraday 1W 1M 6m 1Y 3Y

Flop 5

Name 	Price	+ - (%) 	Trend 
CEZ AS	905.50	-1.25	
VIENNA INS...	31.00	-0.91	
PRIMOCO UA...	845.00	-0.59	
ERSTE GROU...	45.44	-0.31	
KOMERCNI B...	796.00	-0.25	

Intraday 1W 1M 6m 1Y 3Y

Futures and Options

Related Futures -

5Y














Information about previous performance does not guarantee future performance.

Source: FactSet

Recent research

on market

Date	Headline	Download 
2024/05/14	 CZ Ranni restart	
2024/05/14	 Akciové trhy - Denní zpráva	
2024/05/13	 Inflationary surprise due to food prices	
2024/05/13	 Nečekaně vysoká inflace	
2024/05/13	 Akciové trhy - Denní zpráva	

Related Options

-

Details

2024/05/14 12:19:51

Price

1,551.80 CZKDifference  -0.41% (-6.38)

General attributes

ISIN XC0009698371

Symbol -

Country Czechia

Security type Index

Instruments in index 11

Market data

Open 1,558.86 CZK

High 1,565.08 CZK

Low 1,549.99 CZK

Close (prev. day) 1,558.18 CZK

Trading volume (m) -

Volume (pcs) -

Performance and Risk

	6m	1Y	3Y
Perf (%)	+13.92%	+13.59%	+40.96%
Perf (abs.)	+190.43	+186.47	+452.77
Beta	-	-	-
Volatility	8.92	8.87	14.82

1,500.00
1,375.00
1,250.00
1,125.00
1,000.00
875.00
750.00




5Y

Information about previous performance does not guarantee future performance.
Source: FactSet

Price data

Ø price 5 days Ø volume 5 days (pcs.)	1,547.67 CZK (0)
Ø price 30 days Ø volume 30 days (pcs.)	1,543.57 CZK (0)
Ø price 100 days Ø volume 100 days (pcs.)	1,481.38 CZK (0)
Ø price 250 days Ø volume 250 days (pcs.)	1,398.96 CZK (0)
YTD High date	1,571.57 CZK (2024/04/24)
YTD Low date	1,414.06 CZK (2024/01/02)
52 Weeks High date	1,571.57 CZK (2024/04/24)
52 Weeks Low date	1,255.95 CZK (2023/06/29)

Composition

Name  ISIN	Price	Diff %  Diff +/-	Performance 	Date Time	Turnover Pc.  Turnover Money 
CEZ AS CZ0005112300	905.50	-1.25% -11.50		24/05/14 12:19:51	220,859 201,931,370.50
COLT CZ GROUP SE CZK0.10 CZ0009008942	683.00	0.15% 1.00		24/05/14 12:09:52	2,548 1,737,066.00
ERSTE GROUP BANK AG AT0000652011	1,122.00	-0.31% -3.50		24/05/14 11:59:46	13,063 14,695,025.00
GEVORKYAN A.S. NPV SK1000025322	256.00	0.00% 0.00		24/05/14 10:28:32	182 46,592.00
KOFOLO CESKOSLOVENSKO AS ... CZ0009000121	277.00	0.36% 1.00		24/05/14 12:10:58	14,488 4,019,052.00
KOMERCNI BANKA CZ0008019106	796.00	-0.25% -2.00		24/05/14 12:18:00	19,143 15,212,557.00
MONETA MONEY BANK A.S. CZ0008040318	98.10	0.62% 0.60		24/05/14 12:16:37	53,412 5,231,169.00
PHILIP MORRIS(CZ) CZK1000 CS0008418869	14,900.00	0.00% 0.00		24/05/14 12:05:37	222 3,309,080.00
PHOTON ENERGY NV NL0010391108	44.00	1.97% 0.85	■	24/05/14 11:29:52	6,325 277,293.80
PRIMOCO UAV SE CZK1 CZ0005135970	845.00	-0.59% -5.00		24/05/14 11:46:00	1,282 1,076,685.00
VIENNA INSURANCE GROUP AT0000908504	763.00	-0.91% -7.00		24/05/14 11:24:18	3,100 2,367,278.00