

## PX INDEX

ISIN: XC0009698371 WKN: -

## Overview

2024/05/20 16:35:00

Price

**1,567.56** CZKDifference  0.40% (6.17)

## General attributes

ISIN XC0009698371

Symbol -

Country Czechia

Instruments in index 11

Type of index Price Index

Security type Index

## Market data

Open 1,561.39 CZK

High 1,568.60 CZK

Low 1,559.43 CZK

Close (prev. day) 1,561.39 CZK

Trading volume (m) -

Volume (pcs) -

## Top 5

Name 	Price	+ - (%) 	Trend 
PHOTON ENE...	45.40	+1.34	
MONETA MON...	97.00	+0.94	
CEZ AS	920.00	+0.66	
ERSTE GROU...	47.64	+0.56	
KOFOLA CES...	283.00	+0.35	

Intraday 1W 1M 6m 1Y 3Y

## Flop 5

Name 	Price	+ - (%) 	Trend 
GEVORKYAN	254.00	-0.78	
...			
PHILIP MOR...	14,840.00	-0.40	

Intraday 1W 1M 6m 1Y 3Y

## Futures and Options

Related Futures -

Related Options -

5Y














Information about previous performance does not guarantee future performance.

Source: FactSet

## Recent research

on market

Date	Headline	Download 
2024/05/20	 Akciové trhy - denní zpráva	
2024/05/20	 Ranní restart	
2024/05/19	 Hungarian central bank to cut rates further	
2024/05/17	 Akciové trhy - denní zpráva	
2024/05/17	 Ranní restart: nadávky, 327 mld. USD, 10 minut a d...	

## Details

2024/05/20 16:35:00

Price

**1,567.56** CZK

Difference



0.40% (6.17)

## General attributes

ISIN XC0009698371

Symbol -

Country Czechia

Security type Index

Instruments in index 11

## Market data

Open 1,561.39 CZK

High 1,568.60 CZK

Low 1,559.43 CZK

Close (prev. day) 1,561.39 CZK

Trading volume (m) -

Volume (pcs) -

## Performance and Risk

	6m	1Y	3Y
Perf (%)	+12.81%	+16.51%	+38.11%
Perf (abs.)	+177.35	+221.26	+430.87
Beta	-	-	-
Volatility	8.87	8.68	14.79

1,500.00  
1,375.00  
1,250.00  
1,125.00  
1,000.00  
875.00  
750.00



5Y

Information about previous performance does not guarantee future performance.

Source: FactSet

## Price data

Ø price 5 days   Ø volume 5 days (pcs.)	1,559.08 CZK (0)
Ø price 30 days   Ø volume 30 days (pcs.)	1,549.02 CZK (0)
Ø price 100 days   Ø volume 100 days (pcs.)	1,488.36 CZK (0)
Ø price 250 days   Ø volume 250 days (pcs.)	1,402.53 CZK (0)
YTD High   date	1,571.57 CZK (2024/04/24)
YTD Low   date	1,414.06 CZK (2024/01/02)
52 Weeks High   date	1,571.57 CZK (2024/04/24)
52 Weeks Low   date	1,255.95 CZK (2023/06/29)

## Composition

Name  ISIN	Price	Diff %  Diff +/-	Performance 	Date Time	Turnover Pc.  Turnover Money 
CEZ AS CZ0005112300	920.00	0.66% 6.00		24/05/20 16:17:06	89,765 82,198,936.00
COLT CZ GROUP SE CZK0.10 CZ0009008942	680.00	0.29% 2.00		24/05/20 16:15:18	4,377 2,978,781.00
ERSTE GROUP BANK AG AT0000652011	1,169.50	0.56% 6.50		24/05/20 16:21:12	147,717 172,852,310.50
GEVORKYAN A.S. NPV SK1000025322	254.00	-0.78% -2.00		24/05/20 15:41:36	824 210,826.00
KOFOLO CESKOSLOVENSKO AS ... CZ0009000121	283.00	0.35% 1.00		24/05/20 16:04:11	2,699 769,872.00
KOMERCNI BANKA CZ0008019106	784.50	0.00% 0.00		24/05/20 16:15:26	135,436 105,991,695.00
MONETA MONEY BANK A.S. CZ0008040318	97.00	0.94% 0.90		24/05/20 16:22:12	336,739 32,535,248.60
PHILIP MORRIS(CZ) CZK1000 CS0008418869	14,840.00	-0.40% -60.00		24/05/20 16:15:01	307 4,574,760.00
PHOTON ENERGY NV NL0010391108	45.40	1.34% 0.60		24/05/20 16:15:23	16,318 735,929.90
PRIMOCO UAV SE CZK1 CZ0005135970	800.00	0.00% 0.00		24/05/20 16:10:00	815 646,770.00
VIENNA INSURANCE GROUP AT0000908504	774.00	0.00% 0.00		24/05/20 15:11:52	1,198 925,627.00